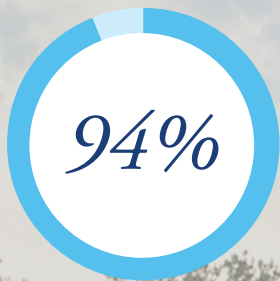


WELLESLEY COLLEGE

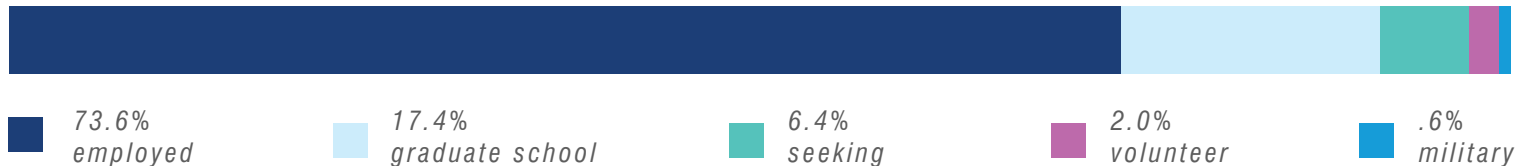
CLASS OF 2016

first destination survey



CAREER OUTCOMES RATE

of graduates employed, accepted to graduate school, participating in a volunteer program, or serving in the military within 6 months of graduation



TOP *employers*



EMPLOYMENT *locations*



- Top Locations**
- Massachusetts (136)
 - New York (66)
 - California (51)
 - Washington, DC (25)
 - Washington (12)
 - Texas (9)
 - Connecticut (8)
 - Illinois (7)
 - New Jersey (7)
 - Minnesota (6)
 - Pennsylvania (6)
 - Maryland (5)

EMPLOYMENT *industries*

- Education (19.2%)
- Business, Finance, Consulting, Marketing, Accounting (19.2%)
- Computers, Information Technology (9.6%)
- Healthcare, Medicine (9.3%)
- Nonprofit, Museums, Cultural Institutions (7.1%)
- Public Policy, Politics, Public Service, Community Organization (4.9%)
- Communications, Journalism, Media, PR (4.9%)
- Law, Legal Services, Judicial (4.3%)

EMPLOYMENT *job functions*

- 17.2% • Researcher or research analyst
- 11.3% • Educator/Teacher
- 10.3% • Consultant
- 7.5% • Administrative Support
- 6.9% • Financial Analyst/Advisor
- 6.6% • Software Developer
- 6.3% • Scientific/Lab Technician



EMPLOYMENT *compensation*

Average Salary

\$57,763.95

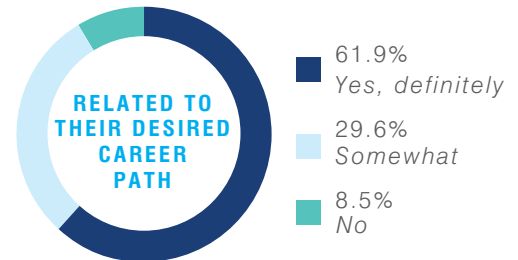
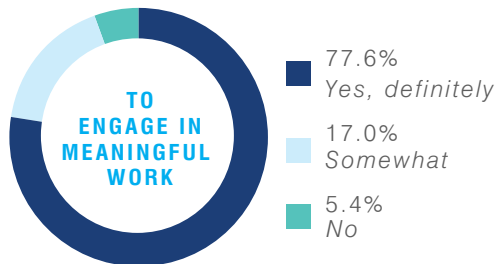
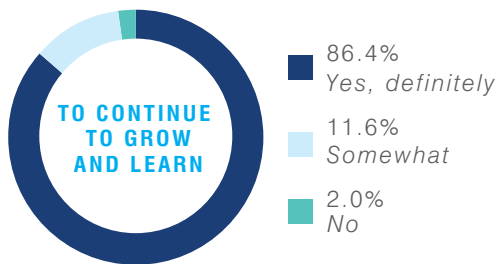
Average Bonus

\$9,789.29

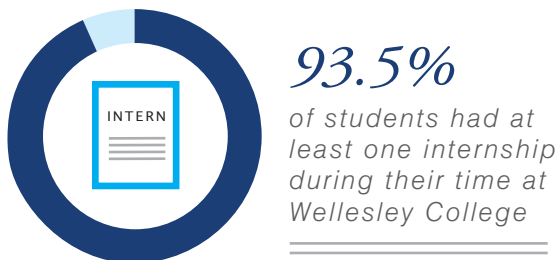
TOP *graduate schools*



STUDENTS DESCRIBE THEIR POST-GRADUATE PLAN AS AN OPPORTUNITY...



VALUE OF *internships*



IMPACT OF INTERNSHIPS ON CAREER READINESS



93.8% of students stated that their internship contributed somewhat or quite a bit to their career readiness



FELLOWSHIP *winner*s

17 members of the Class of 2016 won Wellesley College Graduate Fellowships and Wellesley funded awards.
41 graduating seniors have won national fellowship awards as follows:

- | | | |
|---|---|--|
| Boren Scholarship (1) | French Government Teaching Assistantship (4) | Schwarzman Scholarship (1) |
| Critical Language Scholarship (5) | Fulbright US Student Program (9) | Liliane Pinquod Soriano Curatorial Fellowship at the Musee de Louvre – Paris (1) |
| Kathryn Wasserman Davis 100 Projects for Peace Award (1) | Barry M. Goldwater Scholarship (1) | Morris K. Udall Scholarship (2) |
| Department of Energy Computational Science Graduate Fellowship (1) | Mellon Mays Undergraduate Fellowship (8) | Thomas J. Watson Fellowship (1) |
| Environmental Protection Agency Greater Research Opportunities Fellowship (1) | NIST – SURF Grant (1) | Yenching Academy at Peking University (1) |
| Forum on Education Abroad Undergraduate Research Award (1) | National Science Foundation Graduate Research Fellowship (1) | |
| | St. Andrew’s Society of the State of New York Scholarship (1) | |

MEDICAL SCHOOL ACCEPTANCE



Of Class of 2016 graduates who applied directly to medical school were accepted (7 applicants)



CLASS OF 2016 *stories*

- “Wellesley first provided me with a great platform and resources to help me reach my post-graduation goal, which is to attend an architecture masters program. I worked hard for this goal for all four years and have *fulfilled my dream*. I couldn’t be any happier with my post-graduation plan and the education that I received from Wellesley College.”
- “I am thrilled to continue the important work of engaging women across the country in the presidential election as part of the women’s outreach team at Hillary for America. My work with Wellesley Students for Hillary as well as the work experience that Wellesley College afforded me (the Women in Government grant, for instance, which allowed me to spend my summer working in the White House), as well as connections through the Wellesley alumnae network (which helped me land an internship), as well as the values and attitude that Wellesley instills in us, to be *three steps ahead*, to *work extremely hard*, and to do our part to *create change* - has been instrumental in getting me to where I am. I came to Wellesley to discover the place from which I could best enact the change I was most passionate about. I am thrilled to have found it in working to advance issues important to women in this election.”
- “I see this first post-graduate experience as an intermediate stage between embarking fully on my future career path and gaining professional experience for building a career. It is going to be a year of *self-discovery* and *personal development*.”
- “After graduation, I will be working as a research assistant/technician in the field of cancer biology for about two years before going into a PhD program. I’m a biochemistry major and I plan to use these two years of working as an opportunity to *broaden my interests*, expose myself to a wider variety of research fields and topics, expand my toolbox of research techniques, and help me narrow down on a research field that I would pursue for my graduate studies.”



The Class of 2016 First Destination Survey measured student outcomes within 6 months of graduation with data collection from June 1 to December 1, 2016 with a 55% response rate and 85% knowledge rate data. Knowledge rate data is the collection of information from NACE defined reputable sources (i.e. LinkedIn, Employers).